



MANAGED LIFE FUND

Fund Fact Sheet as at 30 March 2022

Fund Objective

This is a Balanced Managed Portfolio and the aim is to preserve capital while generating current income and moderate long-term capital growth. Investments are allocated between fixed income securities, combined with domestic and foreign stocks and interest-bearing cash assets, depending upon market conditions. The fund invests funds from the following unit linked insurance policies:

Product code	Product name
ULM1	Unit Linked Mompoti 1
ULM2	Unit Linked Mompoti 2
ULM5	Special Savings
SPPE	Single Premium Pure Endowment
ULP1	Universal Life Policy
ULP3	Monthusi Step Life Cover
ULK6	Thobo 2016
MFDS	Isago Multi Fund Investment Plan

Fund Information

- Fund Size: **P 544 Million**
- Fund Manager: **Botswana Insurance Fund Management (BIFM)**
- Dec 21 Unit Price: **P 13.47**
- Mar 22 Unit Price: **P 13.12**

Fund Return Vs Consumer Price Index (CPI)

The table below shows average yearly percentage change in unit prices. The performance presented is historic and not guaranteed and should be used as a general guide only. Actual investment performance will depend on growth in the underlying assets, which will be influenced by prevailing market conditions.

Period	Return (p.a)	CPI (p.a)
1 year	5.6%	8.6%
3 years	4.7%	5.3%
5 years	4.3%	3.9%
10 years	5.5%	4.2%

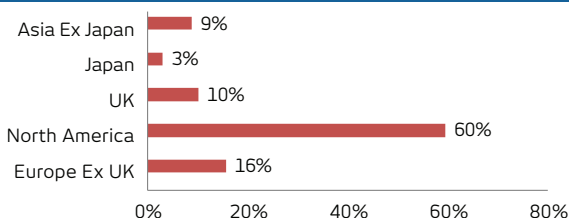
Risk Rating



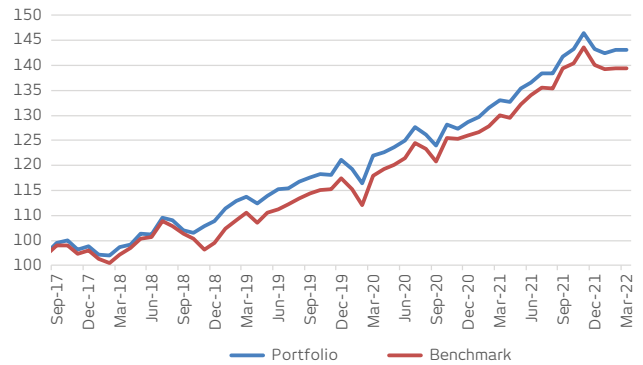
Top 5 Local Equity Holdings

Security Name	% of Local Equities
1. Letshego Holdings	14.5%
2. Sefalana	12.1%
2. BIHL	11.8%
4. ABSA Bank Botswana	11.0%
5. FNBB	10.1%

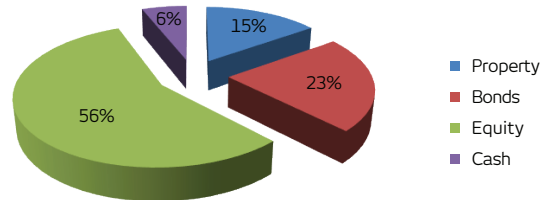
Top 5 Offshore Equities Geographic Exposure



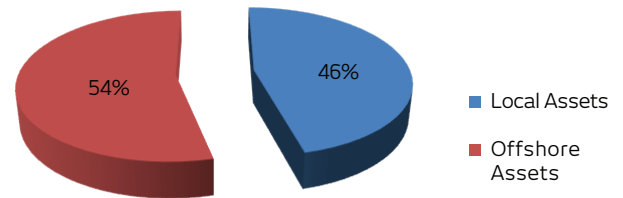
Performance Chart



Asset Allocation



Geographical Asset Allocation



Quarterly Commentary

Commentary

Economic recovery was anticipated to continue in 2022, owing to a successful vaccination drive followed by economic trade opening up and moving towards pre-pandemic levels. The conflict between Russia and Ukraine has marred the first quarter of 2022.

Local Equities

The Bifm Local Equity Fund began 2022 with a positive return of 4.04% over the first quarter. This gain outperformed the benchmark, the Domestic Companies Index (DCI), with a return of 3.32% over the same period by 0.72%.

Local Bonds

Over the first quarter of 2022, the Fund generated a return of 1.77%, outperforming the benchmark return of 1.55%.

Offshore Equities

The Bifm World Equity Fund shed value over the first quarter of the year, losing 5.75% in BWP terms. Despite the loss in value, the Fund outperformed the benchmark MSCI World Index by 1.90%, as it lost 7.65% in value.

Offshore Bonds

Q1 2022 proved the worst performance period for the Bifm Global Bond Fund since its inception in 2013. The Fund lost 6.39% in US Dollar terms in Q1 against 6.16% for the benchmark.

Market Outlook

Looking ahead into 2022, the economic and market outlook are currently more uncertain than at most points in the cycle. The Russian invasion of Ukraine has only increased the uncertainty of the outlook for inflation, as that event has created additional pressure on the supply of both hard and soft commodities. Importantly, this is in addition to the post-COVID stimulus inflationary pressures that have been the initial cause of the increased prevalence of inflation.